



Dinam LED Limited, Dynamic lighting for colorful life

## PRODUCTS SPECIFICATION

LED Down Lamp

(Elegant Series)

For LD-DLEA×2



### Dinam LED Limited

Web: [www.dinamled.com](http://www.dinamled.com)

Email: [info@dinamled.com](mailto:info@dinamled.com)

Contact: Luisa

Tel: +86-755-23063529

Fax: +86-755-22700020

Mobile: +86-13600151478


Mobile: +86-13560459594

Address: B Building, Chuangfu Industrial Zone, Beihuan Road,  
Shiyan Town, Baoan District, Shenzhen, China.

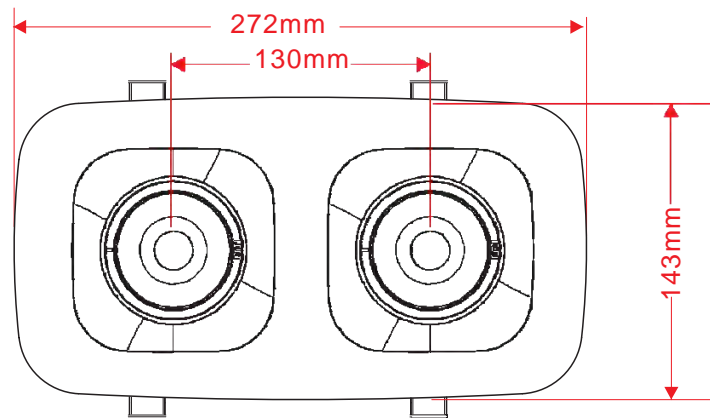
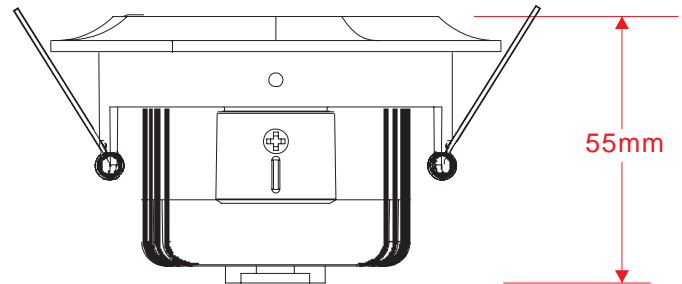
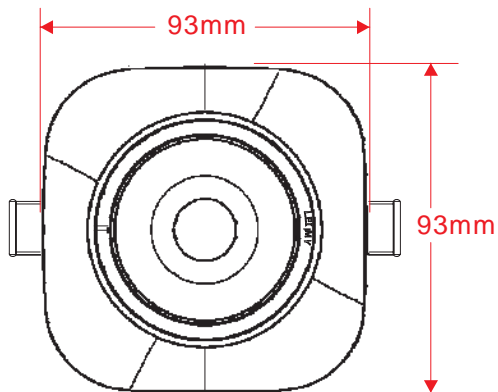
## Features:

- ★ Tarning fast, no flickering ,and little glare. Immediately getting full flash output once lighted.  
Applicable to frequent switch and various of combination lighting
- ★ Can change the view angle and shine direction.
- ★ No fluorencent flicking, no Hg and lead contamination.
- ★ LED Type: COB 6W
- ★ Operating temperature: -20~50°C.
- ★ Long life span LED lights, more than 50,000 hours +.
- ★ Water-proof, IP20.

## Photos:

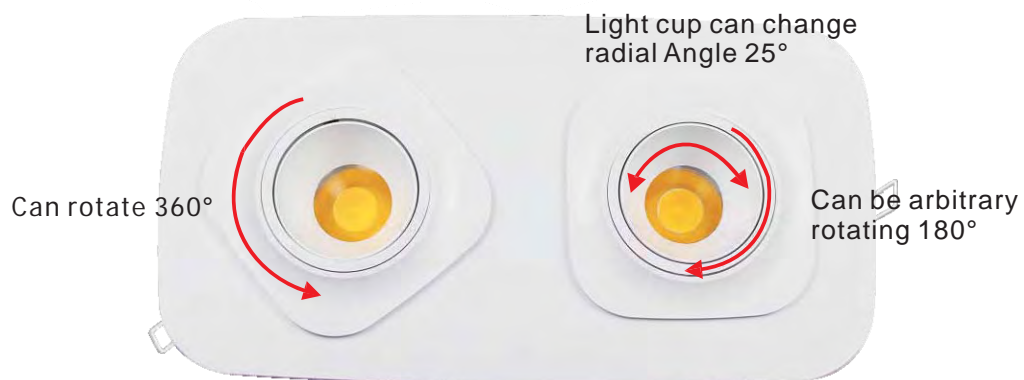


## Physical Dimension

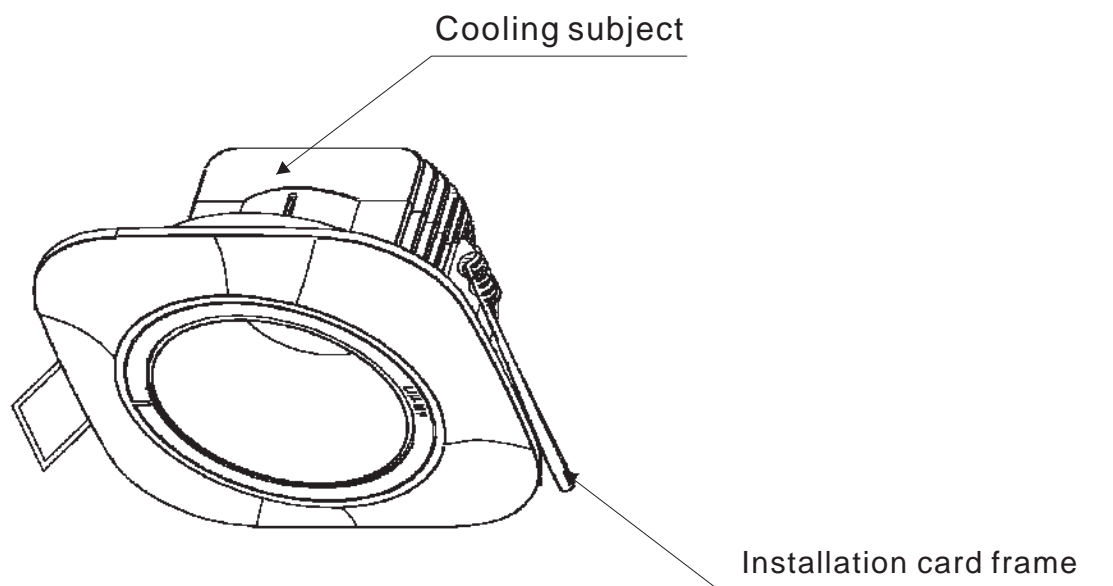
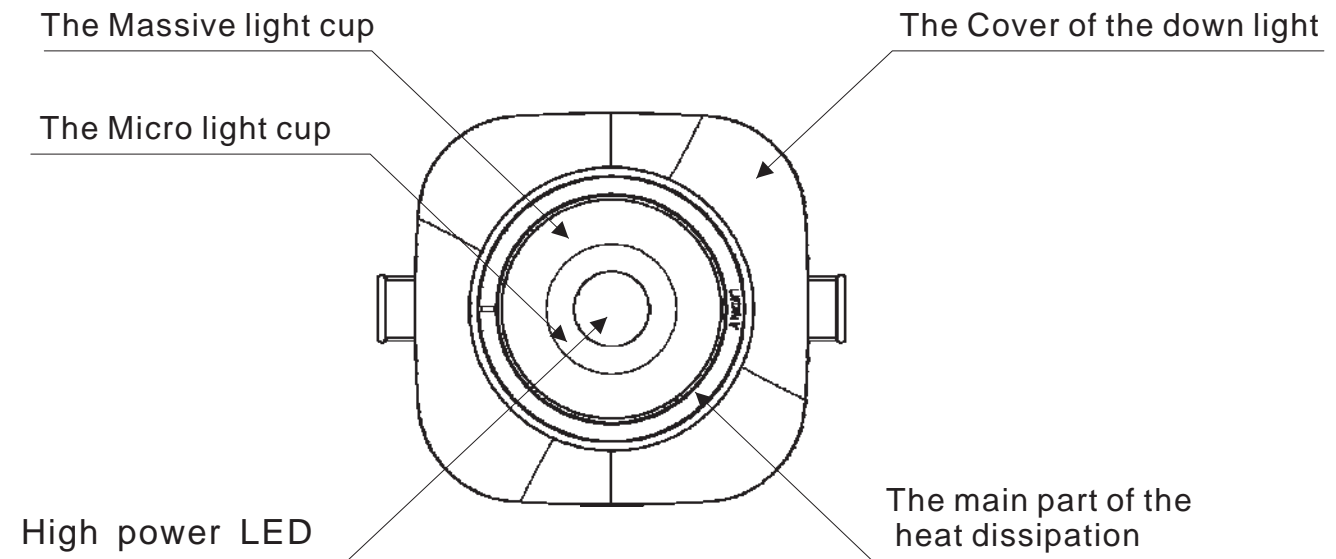


Punch:  $215 \times 85 \begin{smallmatrix} +3 \\ -0 \end{smallmatrix}$  mm

## Structure characteristics



## The product structure



## Specification & Technical Parameter

NUMBER	ITEM	DESCRIPTION
01	Size	272*143*55mm
02	Rated power	12W
03	LED type	COB 6W
04	Color	Warm white      White
05	Luminous flux	770lm(Warm white) 800lm(white)
06	Color temperature	2500~4000k(Warm white) 4000~7500k(White)
07	Life time	>50,000 Hour
08	Operating temperature	-20°C to + 60°C
09	Storage temperature	-30°C to + 80°C
10	Certificates	CE    • RoHS
11	Input voltage	100~240V
12	Punch	215*85 $\frac{+3}{-0}$ mm
13	Water proof	IP20
14	Beam Angle	50°

Part number	Color	Current	Power	Luminous Flux
LD-DLEA×2-W	White	600mA	12W	800 lm
LD-DLEA×2-WW	Warm white	600mA	12W	770lm

## How to connect the power

Below shows you how to connect the down lamp to power supplies.

