



Dinam LED Limited, Dynamic lighting for colorful life

PRODUCTS SPECIFICATION

LED Down Lamp

(Elegant Series)

For LD-DLEA×1



Dinam LED Limited

Web: www.dinamled.com

Email: info@dinamled.com

Contact: Luisa

Tel: +86-755-23063529

Fax: +86-755-22700020

Mobile: +86-13600151478

Mobile: +86-13560459594

Address: B Building, Chuangfu Industrial Zone, Beihuan Road,
Shiyan Town, Baoan District, Shenzhen, China.

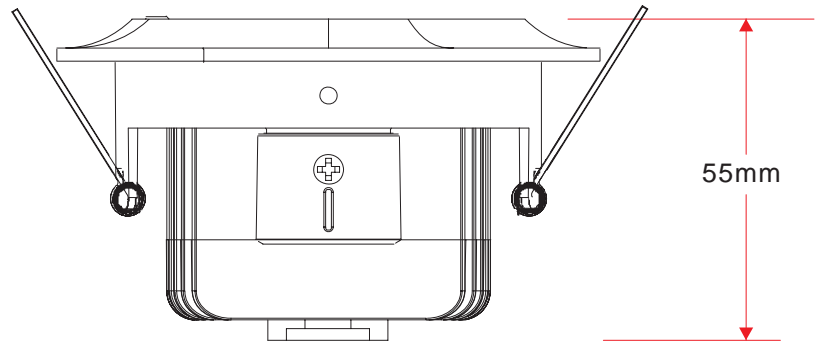
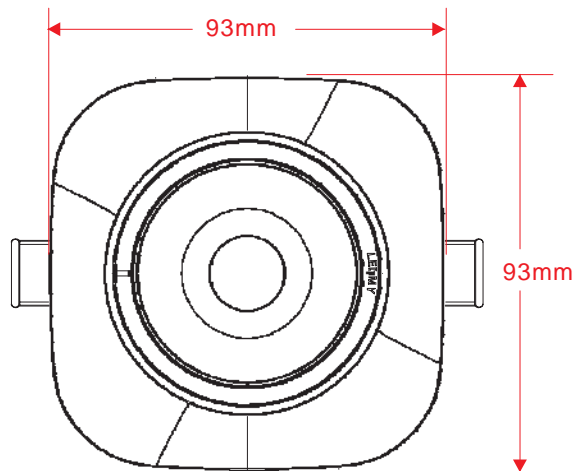
Features:

- ★ Tarning fast, no flickering ,and little glare. Immediately getting full flash output once lighted.
Applicable to frequent switch and various of combination lighting
- ★ Can change the view angle and shine direction.
- ★ No fluorencent flicking, no Hg and lead contamination.
- ★ LED Type: COB 6W
- ★ Operating temperature: -20~50°C.
- ★ Long life span LED lights, more than 50,000 hours +.
- ★ Water-proof, IP20.

Photos:

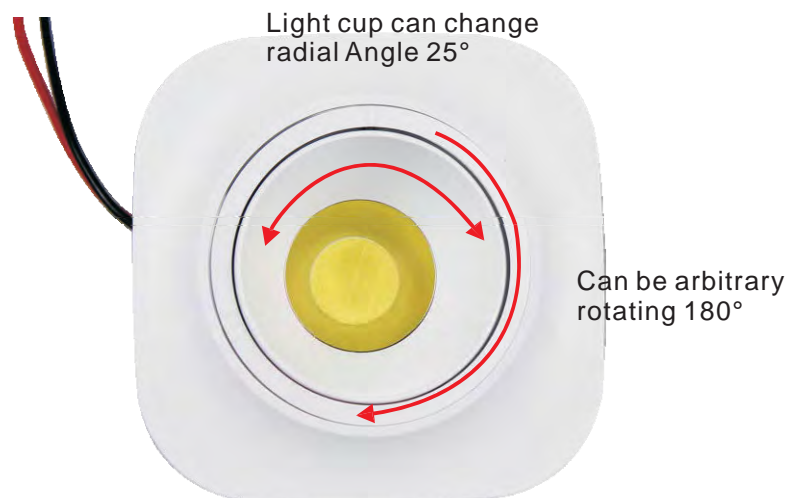


Physical Dimension

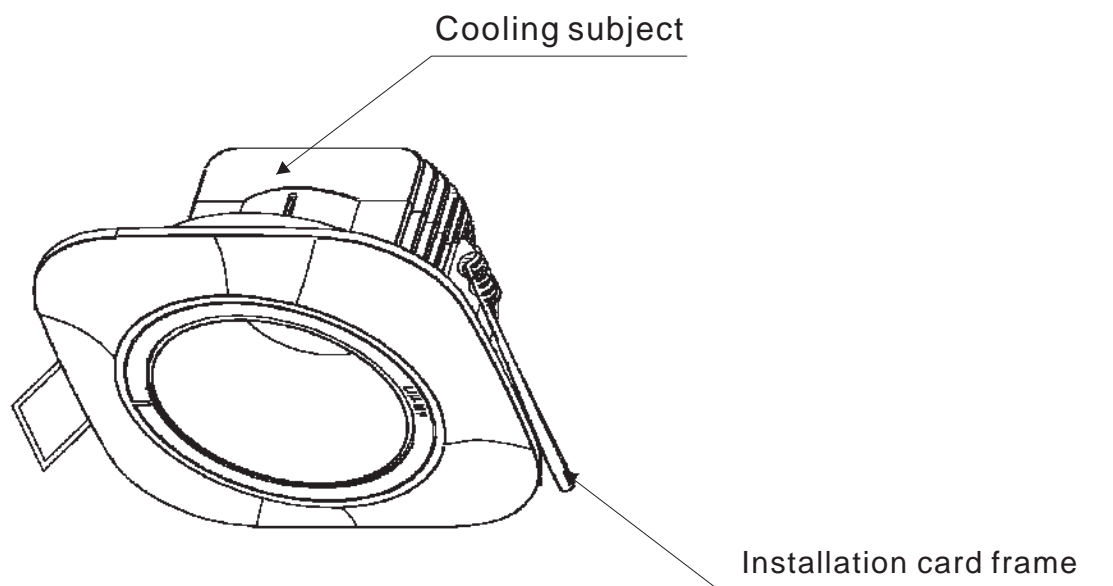
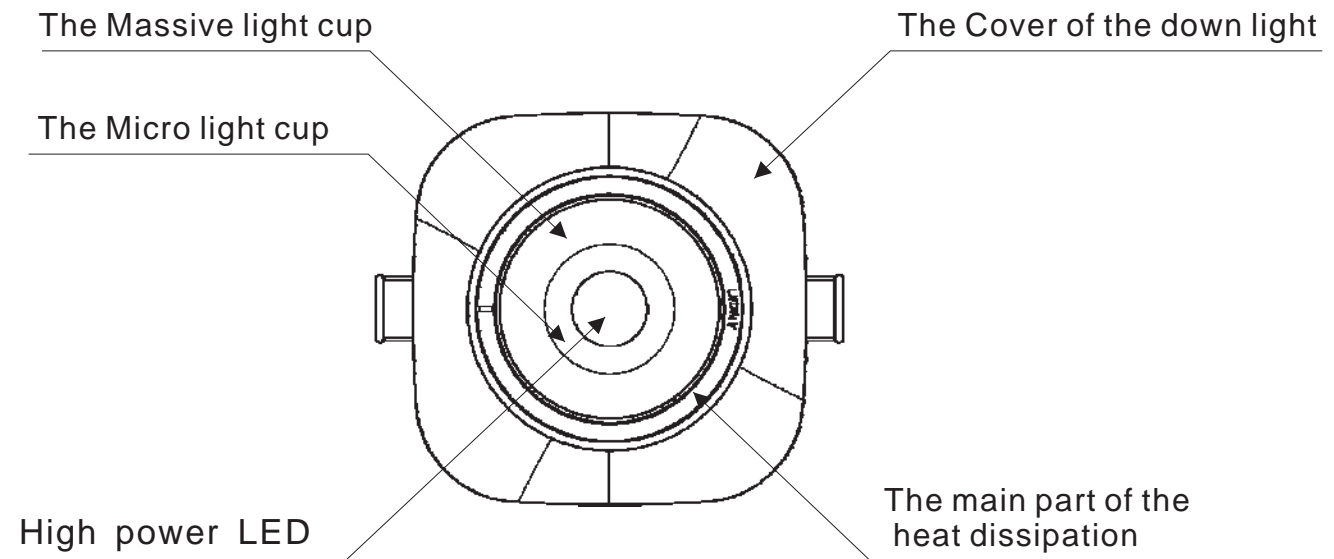


Punch: Ø80~83mm

Structure characteristics



The product structure



Specification & Technical Parameter

| NUMBER | ITEM | DESCRIPTION |
|--------|-----------------------|---|
| 01 | Size | 93*93*55mm |
| 02 | Rated power | 6W |
| 03 | LED type | COB 6W |
| 04 | Color | Warm white White |
| 05 | Luminous flux | 385lm(Warm white) 400lm(white) |
| 06 | Color temperature | 2500~4000k(Warm white) 4000~7500k(White) |
| 07 | Life time | >50,000 Hour |
| 08 | Operating temperature | -20°C to + 60°C |
| 09 | Storage temperature | -30°C to + 80°C |
| 10 | Certificates | CE • RoHS |
| 11 | Input voltage | 100~240V |
| 12 | Punch | Punch: Ø80~83mm |
| 13 | Water proof | IP20 |
| 14 | Beam Angle | 50° |

| Part number | Color | Current | Power | Luminous Flux |
|--------------|------------|---------|-------|---------------|
| LD-DLEA×1-W | White | 300mA | 6 W | 400lm |
| LD-DLEA×1-WW | Warm white | 300mA | 6 W | 385lm |

How to connect the power

Below shows you how to connect the down lamp to power supplies.

